

FAQ-075-SETTINGS-How can the policy of adjusting the market value of UVs be duplicated?



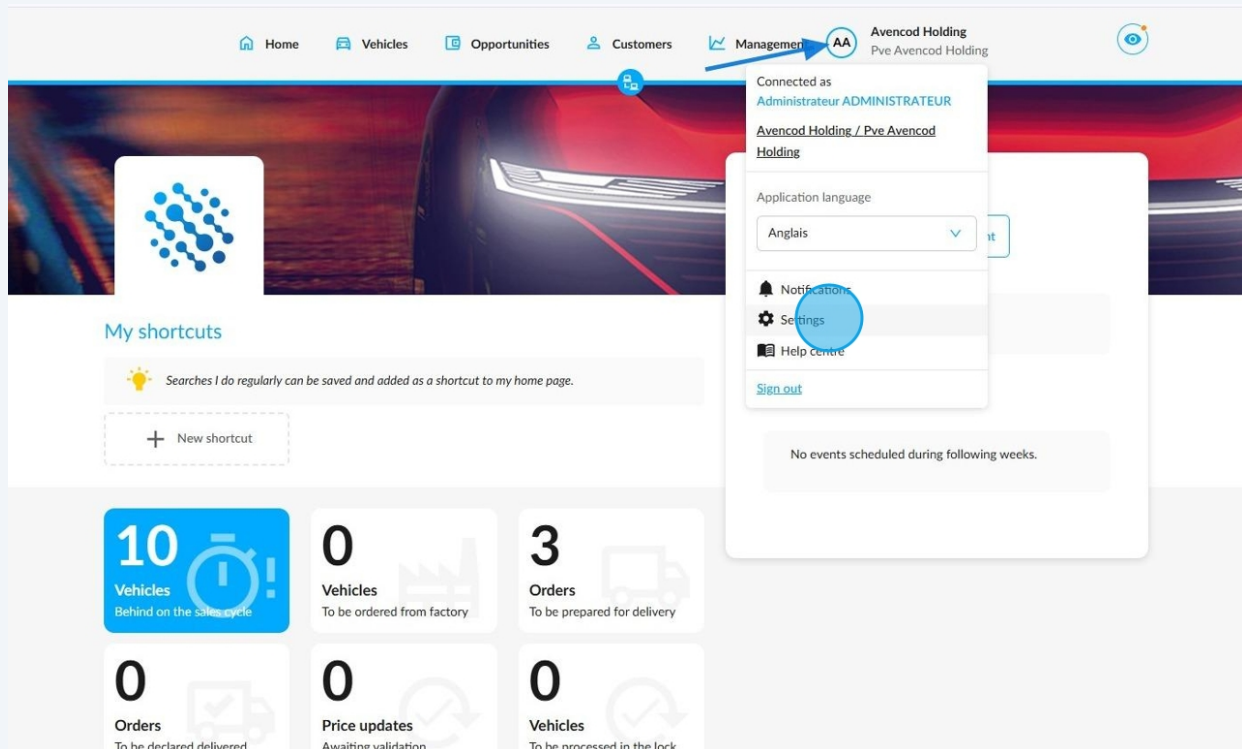
You can save time by copying the policy for the adjustment of the market value of used vehicles from a holding company and applying it to other companies or points of sale in your group.

Prerequisites:

- Be connected to a Holding and have the right to manage the pricing policy.
- Have more than one pricing policy configuration.

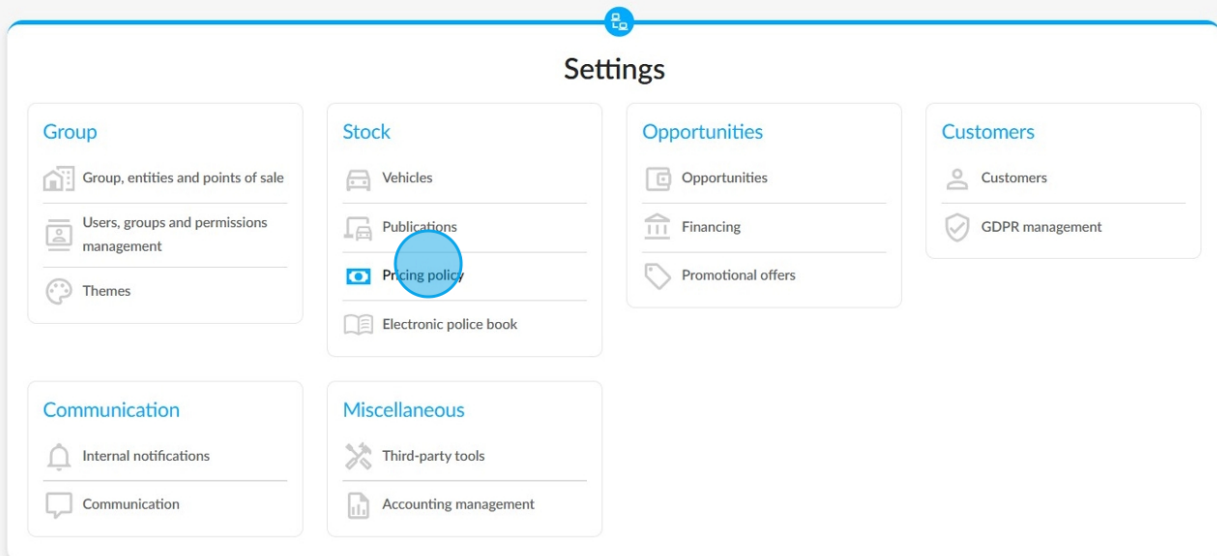
1

Access the platform **settings** by clicking on your **initials** on the OpenFlex home page.



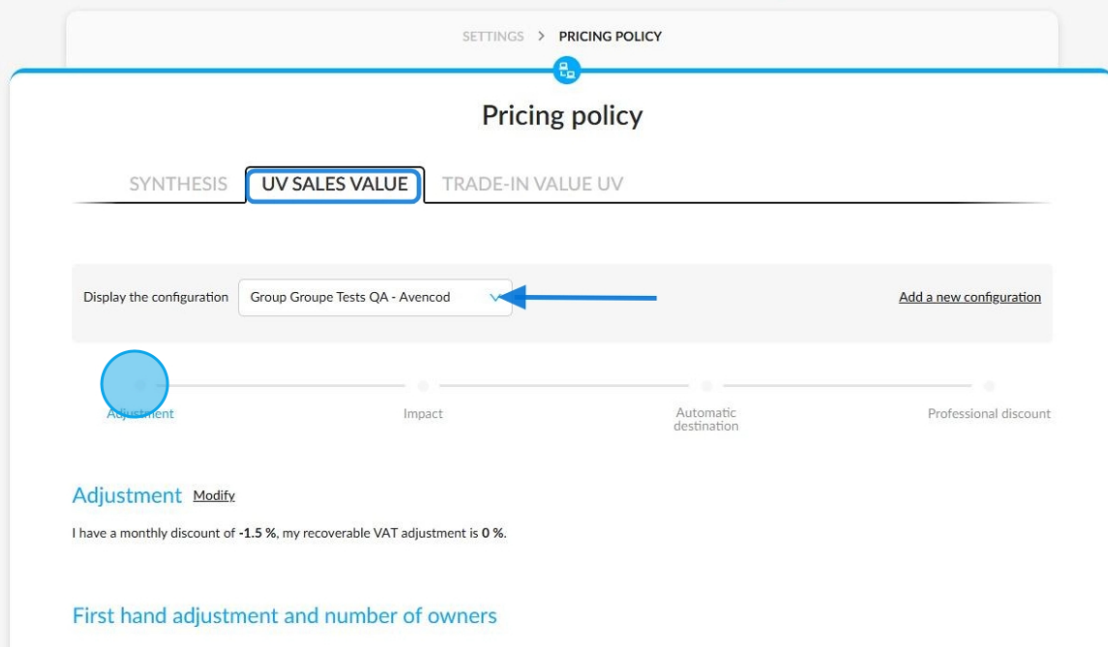
The screenshot displays the OpenFlex home page. At the top, there is a navigation bar with tabs for Home, Vehicles, Opportunities, Customers, and Management. The user is logged in as 'Administrateur ADMINISTRATEUR' for 'Avencod Holding / Pve Avencod Holding'. A dropdown menu is open, showing options for Application language (Anglais), Notifications, Settings, Help Centre, and Sign out. The 'Settings' option is highlighted with a blue circle. Below the navigation bar, there is a 'My shortcuts' section with a 'New shortcut' button. The main dashboard features six cards: '10 Vehicles Behind on the sales cycle', '0 Vehicles To be ordered from factory', '3 Orders To be prepared for delivery', '0 Orders To be declared delivered', '0 Price updates Awaiting validation', and '0 Vehicles To be processed in the lock'.

2 Then select the **pricing policy** in the **"Stock"** category.**



3 To set the pricing policy adjustments, click on the **"UV Sales Value"** menu.

As the only pricing policy configuration that can be duplicated is the one for the group, select it to apply it to the entities and points of sale of your choice.



4

The duplication of the market value adjustment is not available in custom configurations.

SETTINGS > PRICING POLICY

Pricing policy

SYNTHESIS **UV SALES VALUE** TRADE-IN VALUE UV

Display the configuration: Group Groupe bee2link Interne - PP [Add a new configuration](#)

Group Groupe bee2link Interne - PP

Custom configurations

~~Point de vente 1 (Vincent S.)~~

Adjustment Automatic destination Professional discount

Adjustment [Modify](#)

I have a monthly discount of 0 %, my recoverable VAT adjustment is 10 %.


First hand adjustment and number of owners

5

Market value adjustments can be seen in the middle of the page.

To duplicate the adjustments, click on the button provided for this purpose.

Market value adjustment [Duplicate configuration](#)

 The market value makes it possible to obtain immediately the average publication value of an UV. If a vehicle has a poor publication delay then its market value may decrease. In order to resell a stock vehicle more quickly, it is then necessary to publish the vehicle at a price lower than the market value (e.g. -2%)... [See more](#)

Which quote option do you want ?

Manual

The options are only valued in relation to the seller's entry.

The advantage of manual valuation is to have an accurate trade-in value, based on a very thorough and most realistic market value adjustment.

The disadvantage is that if the seller d... [See more](#)

Hybrid

Options are valued against the vendor's entry, as long as at least one option has been selected. If no option is filled, then the principle of automatic valuation applies.

The advantage of blended valuation is that it avoids undervaluing UCs to be taken ... [See more](#)

Automatic

Options are not valued on the basis of the seller's entry, but on the basis of an average market value for this type of vehicle.

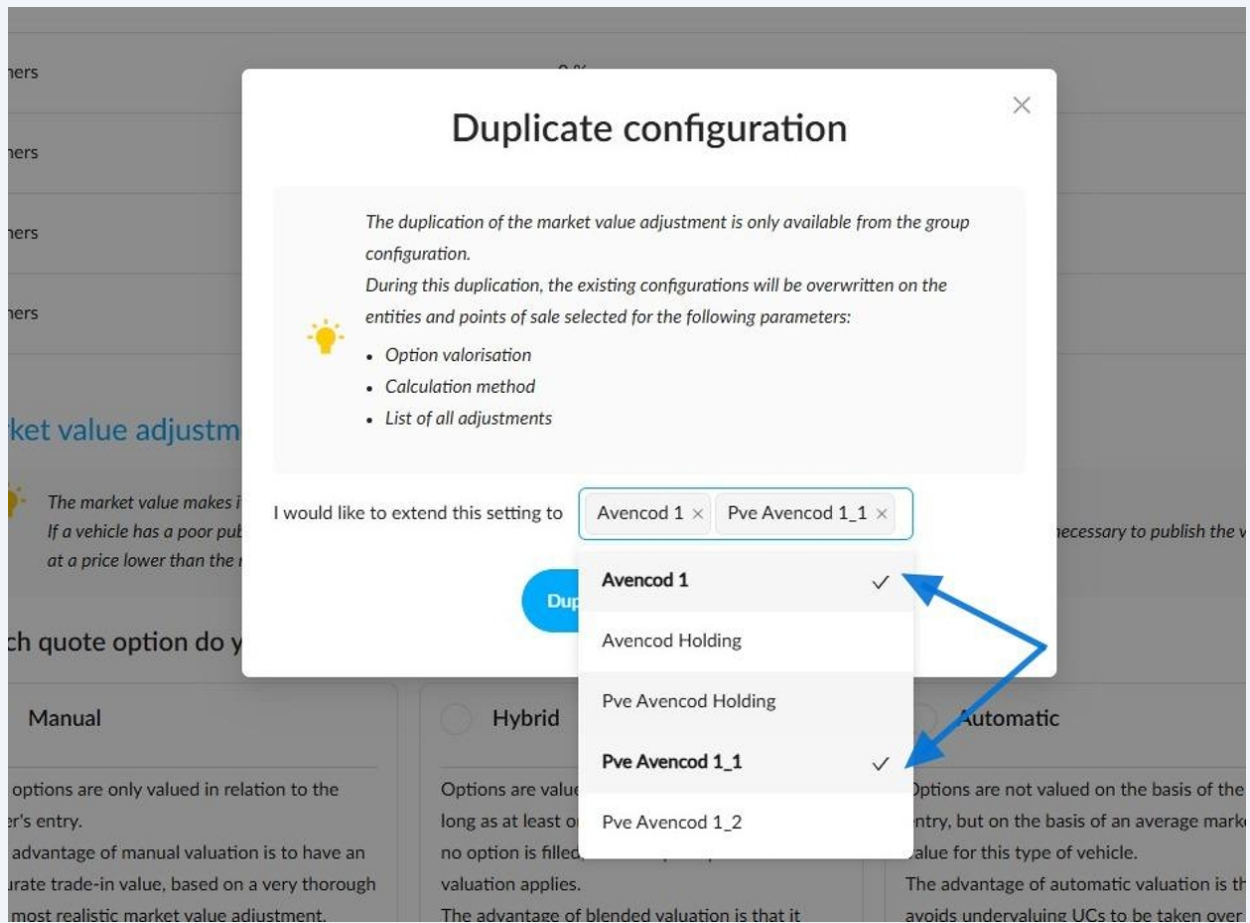
The advantage of automatic valuation is that it avoids undervaluing UCs to be taken over due to the failure of a seller to enter the opti... [See more](#)

6 A window will then appear to remind you that:

"During this duplication, the existing configurations will be overwritten on the entities and points of sale selected for the following parameters:

- *Valorisation of options*
- *Calculation method*
- *List of all adjustments"*

You can therefore apply this configuration to several entities and / or points of sale in your group.



7

Once you have made your selection, click the "**Duplicate**" button to complete your settings.

