

October 2024

OpenFlex

Updates 1.78

Vehicules

1. Automatic price updates: new search modes.
2. New feature: modifying the configuration of a vehicle reconciled with the database.
3. Displaying the vehicle type on folder tags:
4. Integrating two new hybrid engine specifications:
5. New alerts to manage printings of UV displays:

Opportunities

1. Direct reading of managers' comments and recommended trade-in prices:
2. Enrichment of exportable data from the opportunities module:
3. Updating commercial documents for S&Y Germany:

Customers

1. Transposition of future actions to customer files::

Settings

1. Reorganising the page for publications configuration:.
2. Optimising the layout and the functioning of the users groups and permissions management menu:
3. Setting up a comments library:
4. New feature: right to manage DVs prices:

Vehicles

1 Automatic price updates: new search modes.

A search bar has been added to the list of automatic price updates.

In addition to the already-available filters, stock managers will be able to identify more precisely and more quickly a vehicle by inserting one of the following data:

- make
- model
- version
- finish
- registration number
- internal nb.
- chassis number

The screenshot shows a web application interface for vehicle price updates. At the top, there is a navigation bar with icons for Home, Vehicles, Opportunities, Customers, and Management. The user is logged in as 'bee2link PP Vincent S.' with a 'Point de vente 1 (Vincent S.)' location. The main heading is 'Price updates'. Below this is a search bar containing the text 'Make, model, version, finish, registration, internal no., chassis' and a 'Filter' button. The main content area displays a vehicle listing for 'Used - Individual' with the following details:

PIS	Mileage	Status
9/14/2023	4,563 km	Stock de vente

Additional details include 'Point of sale' (none), 'Stock' (38 days), and a date of '14 October 2024'. On the right side, pricing information is shown: 'Individual selli' at '19 610,00 € Ir', 'Adjusted mark' at '19 610,00 € Ir', and 'New individual selli' at '19 610,00 € Ir'. A 'See price' link is also present.

2

New feature: modifying the configuration of a vehicle reconciled with the database.

A new button is available to **Modify the configuration** of a vehicle reconciled with the database.

In the event of a qualification mistake, the user will be able to easily review the configuration of a vehicle from its sheet by clicking the button below:

VEHICLES > SKODA SCALA

SKODA SCALA

Stock de vente

Make offer with this vehicle Schedule a trial appointment **Modify** Reserve the vehicle ...

SYNTHESIS EQUIPMENT AND OPTIONS[®] FINANCING[®] OTHERS ▾

SKODA SCALA
1.5 TSI 150 CH BVM6 AMBITION

31 330,00 € Incl. VAT
518,52 € / month ⓘ
[See the details](#)

ESSENCE

8 CV / 150 CH

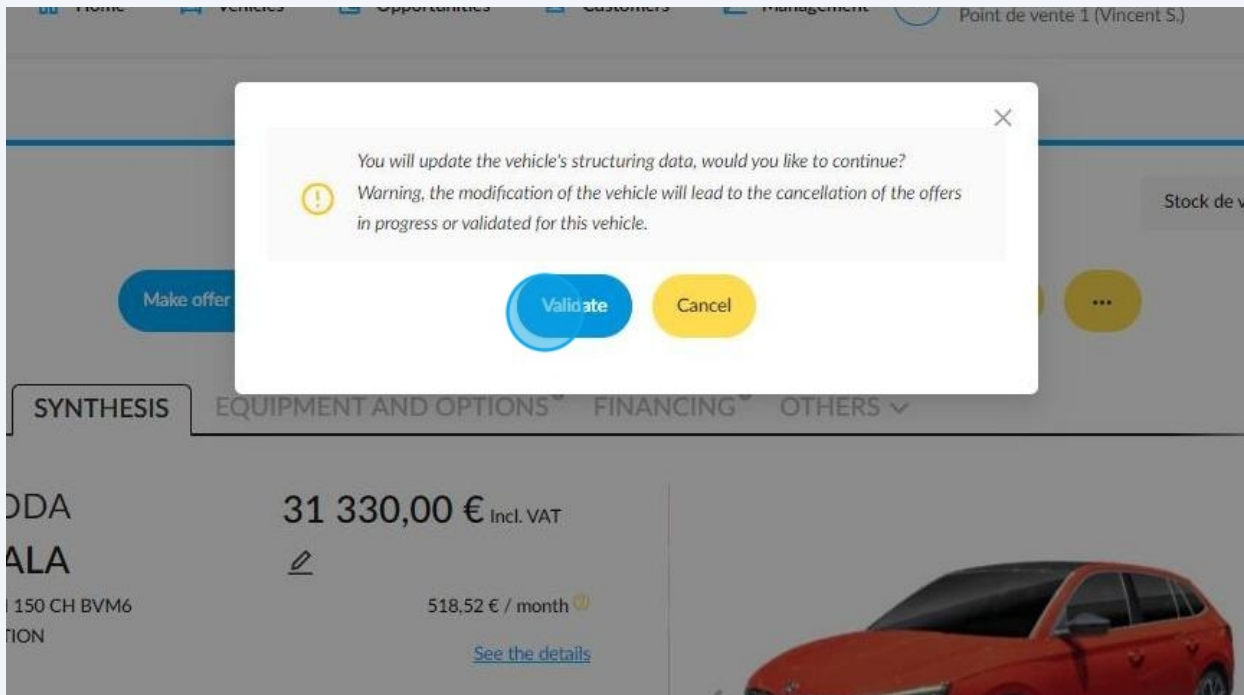
Demonstration
DF-888-DB

Type

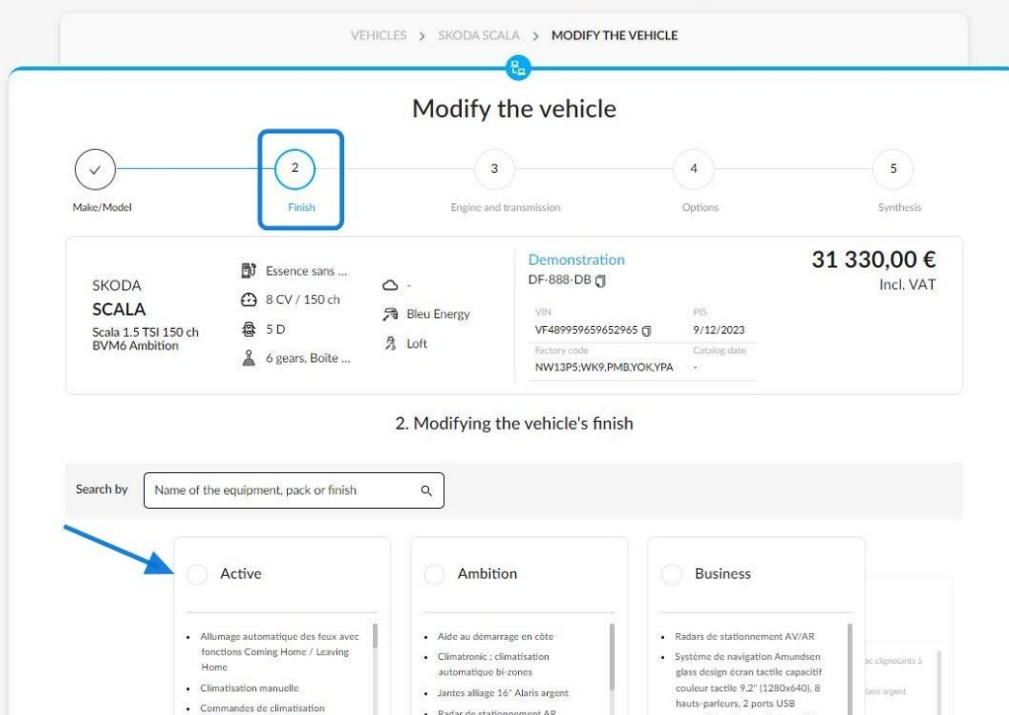
Go to UV
Print
Modifying the configuration
Duplicate
Delete

You will be asked a confirmation before accessing the configurator.

Reminder: by clicking on the "Validate" button, all offers in progress or validated will be cancelled.



Then, you will be redirected towards the finish stage of the vehicle's configuration in order to update it.





Every action which modifies the characteristics of a vehicle will be recorded in the history.

The screenshot displays a web interface for managing a vehicle, specifically a SKODA SCALA. At the top, the breadcrumb navigation shows 'VEHICLES > SKODA SCALA'. The main header includes the vehicle name 'SKODA SCALA' and a 'Stock de vente' button. Below this, there are five action buttons: 'Make offer with this vehicle' (blue), 'Schedule a trial appointment' (yellow), 'Modify' (yellow), 'Reserve the vehicle' (yellow), and a three-dot menu (yellow). A navigation bar contains tabs for 'SYNTHESIS', 'EQUIPMENT AND OPTIONS', 'FINANCING', and 'HISTORY'. The 'HISTORY' tab is active, and a 'Display' dropdown is set to 'All history'. A text input field with a '+' icon and the label 'Add a comment :' is present. Below it, a history entry is shown for 'October 18, 2024 at 10:16 AM', with a pencil icon and a blue box highlighting the modification details. The entry title is 'Gilles ADMINISTRATEUR has modified the vehicle'. Underneath, a section titled 'Structural datas' lists the following changes: 'Trim : from Ambition to Active', 'Version : from Scala 1.5 TSI 150 ch BVM6 to Scala 1.0 TSI 95 ch BVM5', 'Horse power : from 150ch to 95ch', 'BHP : from 88BHP to 58BHP', and 'Power in Kw : from 110kW to 70kW'. A 'Validate' button with a checkmark is located to the right of the history entry.

3 Displaying the vehicle type on folder tags:

To identify more simply the type of a vehicle on all formats of folder tags, the DV or UV notes will now be recorded on them.



 Since March 1, 2022, new statements and information to be included in advertisements have been made mandatory - law [no. 2019-1428](#) of December 24, 2019 on the orientation of mobility, known as the "LOM" (article 75) and [no. 2021-1104](#) of August 22, 2021, known as the "Climate and Resilience Act" (Article 7). This is particularly the case for the CO2 emission class label. This label must be present on any printed medium intended to advertise the sale or long-term rental of passenger vehicles as defined by 5° of Article 1007 of the General Tax Code. The CO2 emission class label is available directly on the generic price placards or separately on the energy placards to meet the different display constraints when the vehicle is displayed.

Documents to be printed

Portrait price posters

Landscape price posters

Vehicle information

Administrative file

Modifiable print documents

Example:

<p>SERIENNUMMER - XNDZYTFEVBFHRRRRR</p> <p>PEUGEOT 208 (P2)</p>				<p style="text-align: center;">Peugeot</p> <p style="text-align: center;">208 1.5 BlueHDi 100 Active (EURO 6d) Active</p> <p>PIS : 11.10.2022 Lieferung : 24.10.2024 Nennleistung : 25.400 km - nicht garantiert Jahr : 2022 Farbe : Rouge</p> <p style="text-align: center;">UC SERIENNUMMER - XNDZYTFEVBFHRRRRR</p>
<p>UC</p> <p>Peugeot 208 1.5 BlueHDi 100 Active (EURO 6d) Active</p>	<p>UC</p> <p>Peugeot 208 (P2)</p>	<p>UC</p> <p>Peugeot 208 (P2)</p>	<p>UC</p> <p>Peugeot 208 1.5 BlueHDi 100 Active (EURO 6d) Active</p>	<p style="text-align: center;">Peugeot</p> <p style="text-align: center;">208 1.5 BlueHDi 100 Active (EURO 6d) Active</p> <p>PIS : 11.10.2022 Lieferung : 24.10.2024 Nennleistung : 25.400 km - nicht garantiert Jahr : 2022 Farbe : Rouge</p> <p style="text-align: center;">UC SERIENNUMMER - XNDZYTFEVBFHRRRRR</p>
<p>Rouge</p>	<p>Rouge</p>	<p>XNDZYTFEVBFHRRRRR</p> <p>Rouge</p> <p>PIS : 11.10.2022</p>	<p>Rouge</p> <p>Eingang : 12.10.2024 PIS : 11.10.2022 25.400 km - nicht garantiert 2022 Cédric THIRON SP Inkl. MwSt. : 15192.96 €</p> <p>ANGEBOT : XNDZYTFEVBFHRRRRR Ex-Besitzer :</p> <p>PA Inkl. MwSt. :</p>	<p style="text-align: center;">UC SERIENNUMMER - XNDZYTFEVBFHRRRRR</p> <p style="text-align: center;">Peugeot</p> <p style="text-align: center;">208 1.5 BlueHDi 100 Active (EURO 6d) Active</p> <p style="text-align: center;">UC SERIENNUMMER - XNDZYTFEVBFHRRRRR</p>
<p>UC</p> <p>Peugeot 208 1.5 BlueHDi 100 Active (EURO 6d) Active</p>	<p>UC</p> <p>Peugeot 208 (P2)</p>	<p>UC</p> <p>Peugeot 208 (P2)</p>	<p>UC</p> <p>Peugeot 208 1.5 BlueHDi 100 Active (EURO 6d) Active</p>	<p style="text-align: center;">UC SERIENNUMMER - XNDZYTFEVBFHRRRRR</p> <p style="text-align: center;">Peugeot</p> <p style="text-align: center;">208 1.5 BlueHDi 100 Active (EURO 6d) Active</p> <p style="text-align: center;">UC SERIENNUMMER - XNDZYTFEVBFHRRRRR</p>

4 Integrating two new hybrid engine specifications:

With the objective to adjust technical specifications of vehicles to customers' publication requirements, two hybrid engine specification types have been added to OpenFlex:

- Hybrid Petrol / Electric
- Hybrid Diesel / Electric

ZUSAMMENFASSUNG SONDERAUSSTATTUNGEN UND OPTIONEN[®] ZUSÄTZLICHE PRODUKTE

TOYOTA - € inkl. MwSt. ✎

PRIUS (ZVW50) [Details anzeigen](#)

1.8 VVT-I COMFORT (EURO 6D-TEMP)
COMFORT

 BENZIN/ELEKTRO-HYBRID

 98 PS / 72 KW

 5T

 LIMOUSINE

 WEISS

Gebraucht - Privat

Art
Privates Fahrzeug

Fahrzeug-Nr
-

Fahrgestellnummer
-

KBA-Nummer
-



[Medien hinzufügen \(0 Bilder, 0 Videos\)](#) [Technische M](#)

Refer to the **'Engine'** section of the technical characteristics to know the powertrain type.

Technische Merkmale

VERBRÄUCHE **MOTOR** SPEZIFIKATIONEN ABMESSUNGEN

Antriebskonzept: HEV - Active hybrid

Motor-Typ: 4 Zylinder R

Hubraum: 1798 cc

Antriebsstrang: Frontantrieb

Emissionsnorm: EU6dT

YOTA
PRIUS (ZVW50)
1.8 VVT-i COMFORT (EURO 6D-
...
ORT

- € inkl. MwSt.

[Details anzeigen](#)

It will be possible to find the vehicles with a hybrid engine type also in the stock table by filtering by energy:

Fahrzeuge

+ Neu Eine Auktion erstellen Exportieren ... prius

Anzeige: Alle Fahrzeuge × Bitte wählen Sie einen Status

Wie zum Beispiel: Kraftstoff Benzin/Elektro-Hybrid Neuer Filter Schließen

Angewandte Filter

Kraftstoff: Benzin/Elektro-Hybrid

Sortiert nach: Eingang in den Bestand

Interne ...	Marke	Modell	Version	Typ des Fa...	Status	Kraftstoff	Leistung
-	Toyota	Prius (ZVW50)	1.8 VVT-i Comfort (EURO 6d-TEMP) - Comfort	GW - Privat	Vorlauf	Benzin/Elektro...	98 ps / 72 kW

5 New alerts to manage printings of UV displays:

A new alert system has been set up to detect automatically when a display has been modified and requires to be edited again.

This alert concerns UVs intended for individuals which are between the physical entry and the sales stock statuses.

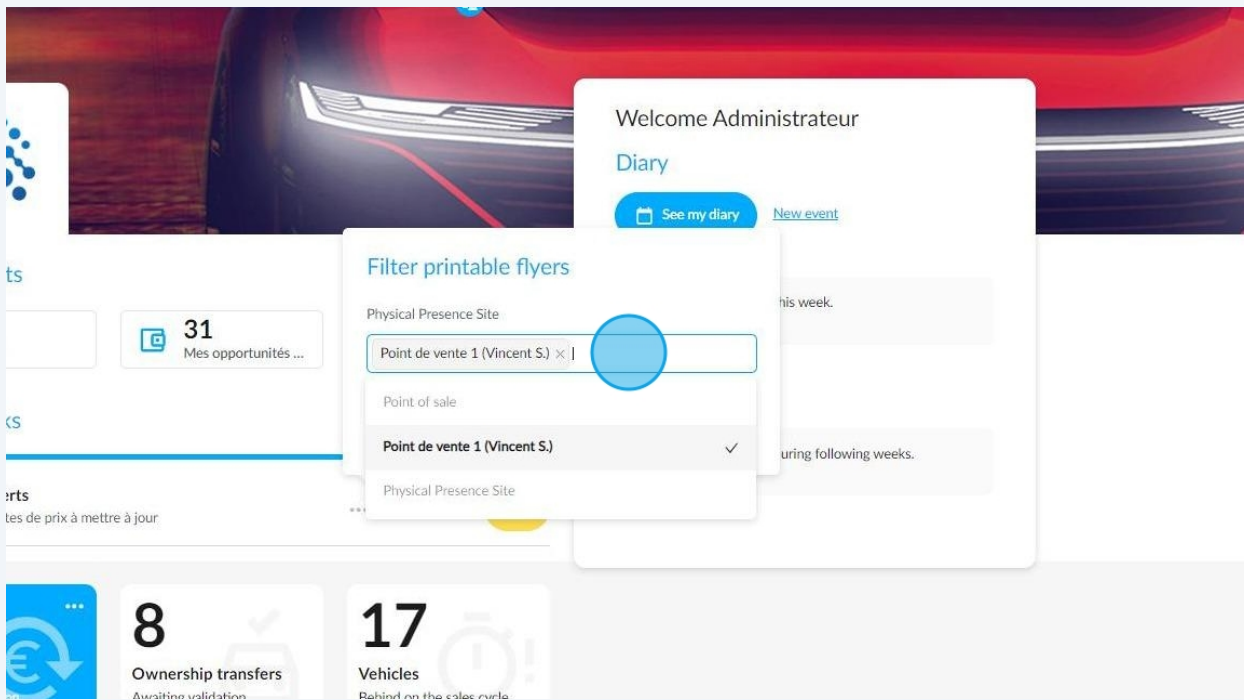
A re-edition alert will be generated when certain major criteria change.

The edition alerts will be visible on the OpenFlex home page.

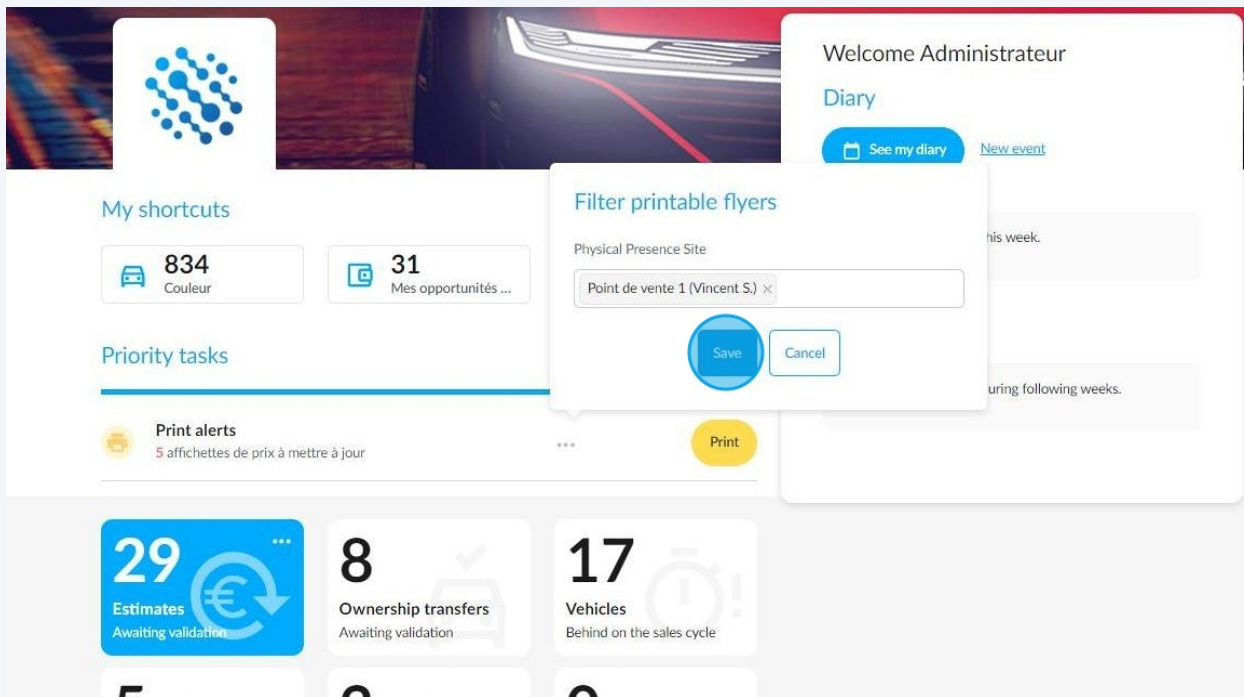
The screenshot displays the OpenFlex home page dashboard. At the top left, there is a logo and a header image. Below the header, the dashboard is organized into several sections:

- My shortcuts:** A row of three cards. The first card shows '833 Couleur' with a car icon. The second card shows '31 Mes opportunités ...' with a document icon. The third card is '+ New shortcut'.
- Priority tasks:** A section with a 'Filter printable flyers' button. Below it, a task card titled 'Print alerts' shows '5 affichettes de prix à mettre à jour' and a 'Print' button.
- Summary cards:** Three large cards at the bottom. The first is blue and shows '29 Estimates Awaiting validation' with a Euro symbol and a refresh icon. The second is white and shows '8 Ownership transfers Awaiting validation' with a document icon. The third is white and shows '17 Vehicles Behind on the sales cycle' with a clock icon.
- Diary:** A sidebar on the right titled 'Diary' with a 'See my diary' button and a 'New event' link. Below it, a message states 'No events scheduled this week.' and another message states 'No events scheduled during following weeks.'

The displays to be edited can be filtered by physical presence site.



You will be able to choose to edit displays of vehicles which are located at various physical presence sites. Once you have made your selection, you can save it. The quantity of displays concerned by the alert will be updated.



Then, you can press "**Print**".

The screenshot shows a dashboard with several sections. At the top left, there is a 'My shortcuts' section with three items: '834 Couleur' (with a car icon), '31 Mes opportunités ...' (with a calendar icon), and a '+ New shortcut' button. Below this is a 'Priority tasks' section with a 'Print alerts' task (5 affichettes de prix à mettre à jour) and a circular 'Print' button. On the right, a callout box shows a calendar view with 'No events scheduled this week.' and 'Later on' with 'No events scheduled during following weeks.' At the bottom, there are six summary cards: '29 Estimates Awaiting validation' (with a Euro symbol and refresh icon), '8 Ownership transfers Awaiting validation' (with a car icon and checkmark), '17 Vehicles Behind on the sales cycle' (with a clock icon and exclamation mark), '5' (with a car icon and checkmark), '2' (with a car icon and X), and '0' (with a car icon and checkmark).

These are the reasons why an alert is generated:

- Change in selling price,
- Change in mileage if it is more than 100 kms from the previous edition.
- Change in warranty conditions (name/type/duration).

You will view the reasons by placing your cursor over the column at the right-hand extremity of the table.

ver... ⌵	D. St... ⌵	Entry price (Incl.)	Trade-in price (Incl.)	Gearbox	Print al... ⌵	
	38 days	16 523,00 €	16 523,00 €	Boîte manuelle	4 days	On alert since 10/14/24 Changes made <ul style="list-style-type: none">• Modified mileage• Modified selling price• Modified warranty
	4 days	- €	- €	Boîte automatique	4 days	
	4 days	- €	- €	Boîte manuelle	4 days	Several changes
	4 days	- €	- €	Boîte automatique	4 days	Several changes
	80 days	3 823,39 €	3 823,39 €	Boîte manuelle	4 days	Modified selling price

Filters have also been added in order to view the vehicles concerned by a printing alert and to know the reasons which brought it.

The screenshot shows a web interface for vehicle management. At the top, there are two dropdown menus: 'Display' (set to 'Please select') and 'Please select a status'. Below these is a 'Such as' filter section with a dropdown set to 'Please select' and a search icon. A dropdown menu is open, listing various filter options: 'Deposit sale', 'Nb of days since last price update', 'Number of pictures', 'Print alert' (highlighted with a blue circle), 'Print alert patterns', 'Publication status', and 'Purchase sources'. Below the menu, there are sections for 'Filters applied' (showing 'bee2link PP Vincent S.'), 'Entity' (set to 'bee2link PP Vincent S.'), and 'Sorted by' (set to 'Print alert from'). The main table displays vehicle data with columns: Internal..., Make, Model, Energy, Version, Adjusted..., Type of ve..., and Sta. Two rows are visible: a SKODA SCALA and a CITROEN C5 X.

Internal...	Make	Model	Energy	Version	Adjusted ...	Type of ve...	Sta
499	SKODA	SCALA	Essence	1.0 TSI Evo 110 ch BVM6 - Ambition	19 610,00 €	UC - Individual	Stoc
4965965965	CITROEN	C5 X	Hybride essen...	Hybride Rechargeable 225 S&S e-EAT8 - Feel Pack	29 210,00 €	UC - Individual	Entr

Example of filtering by printing alert: "Activated or Deactivated".

This screenshot shows the same interface as above, but with the 'Print alert' filter applied. The 'Such as' dropdown is now set to 'Print alert'. A search box next to it contains the text 'Activated'. A dropdown menu is open, showing 'Activated' (selected with a blue circle) and 'Off'. Below the search box, there are three filter tags: 'bee2link PP Vincent S.', 'Print alert: Activated', and 'Proprietary point of sale: Point de vente 1 (Vincent S.)'. The 'Sorted by' dropdown is also set to 'Print alert from'. The table below shows the same data as the previous screenshot, but with the 'Status' column now containing 'Stock de vente' and '10/0'.

Internal...	Make	Model	Energy	Version	Adjusted ...	Type of ve...	Status	Ent
499	SKODA	SCALA	Essence	1.0 TSI Evo 110 ch BVM6 - Ambition	19 610,00 €	UC - Individual	Stock de vente	10/0

Example of filtering by printing motives: changes in financing, warranty, mileage or selling price.

The screenshot shows a web interface for filtering vehicle listings. At the top, there are two dropdown menus: 'Please select' and 'Please select a status'. Below them is a section for 'Print alert patterns' with a dropdown menu. The dropdown menu is open, showing the following options: 'Changes to financing', 'Changes to the guarantee', 'Changing the mileage', and 'Change in selling price'. A blue circle highlights the 'Changing the mileage' option. Below the dropdown menu, there are several buttons: 'Print alert', 'Activated', and 'Proprietary'. At the bottom, there is a table of vehicle listings with columns for 'Make', 'Model', 'Energy', 'Version', 'Adjusted ...', 'Type of ve...', and 'Status'. The first row shows a SKODA SCALA with a price of 19 610,00 €.

In the event a UV is concerned by a printing alert, a reminder will be visible when setting up an edition.

The screenshot shows a 'Print' interface. At the top, there is a 'Print' button. Below it, there is an 'Important notification' section with a bell icon. The notification reads: 'Vehicle on print alert. The following vehicle information has changed since the last printout. • Modified mileage • Modified selling price • Modified warranty. This alert will be deleted automatically when the vehicle's price and energy displays are printed.' Below the notification, there is a section for 'Documents to be printed' with a lightbulb icon. The text in this section reads: 'Since March 1, 2022, new statements and information to be included in advertisements have been made mandatory - law no. 2019-1428 of December 24, 2019 on the orientation of mobility, known as the "LOM" (article 75) and no. 2021-1104 of August 22, 2021, known as the "Climate and Resilience Act" (Article 7). This is particularly the case for the CO2 emission class label. This label must be present on any printed medium intended to advertise the sale or long-term rental of passenger vehicles as defined by 5° of Article 1007 of the General Tax Code. The CO2 emission class label is available directly on the generic price placards or separately on the energy placards to meet the different display constraints when the vehicle is displayed.' At the bottom, there are two buttons: 'Portrait price posters' and 'Landscape price posters'.

Opportunities

1 Direct reading of managers' comments and recommended trade-in prices:

In the past, when a salesperson requested a trade-in price validation from a manager, the comment left by the manager only appeared in the history of the opportunity.

In order for the salespeople waiting for the validation of a trade-in offer to have directly access to the manager's comment and the negotiation margin, we have included more information in the "**Your trade-in estimate**" box.

Old presentation:

The screenshot displays the 'Estimate a vehicle' process flow with eight steps: Make/Model, Finish, Engine and transmission, Design, Options, History, Vehicle's state, and Synthesis. The 'Synthesis' step is highlighted with a blue circle containing the number 8. Below the flow, the section '8. Valuation of your vehicle' contains two buttons: 'New price request' (blue) and 'Print the description sheet' (yellow). A tabbed interface shows 'SYNTHESIS' and 'HISTORY' tabs, with 'SYNTHESIS' selected. The 'Your trade-in estimate' box shows a value of 10 364,84 € Incl. VAT and a 'See the details' link. A comment from 'GV' states 'Last comment by Gilles VENDEUR. Correct vehicle. View history'. The vehicle model 'FORD TRANSIT CONNECT' is listed below the estimate, with a partial image of the vehicle shown to the right.

New presentation of a validated trade-in estimate. Addition of the comment and the negotiation margin given by the manager.

Estimate a vehicle

Make/Model ✓ Finish ✓ Engine and transmission ✓ Design ✓ Options ✓ History ✓ Vehicle's state ✓ **8** Synthesis

8. Valuation of your vehicle

[+ New price request](#) [Print the description sheet](#)

SYNTHESIS HISTORY

Your trade-in estimate **10 017,44 €** Incl. VAT

Recommended trade-in price between 8 900,00 € Incl. VAT and 10 200,00 € Incl. VAT

[See the details](#)

GV Last comment by Gilles VENDEUR
Correct vehicle.
[View history](#)

By placing your cursor over the information bubble, you will view the comment written by the manager.

Estimate a vehicle

Make/Model ✓ Finish ✓ Engine and transmission ✓ Design ✓ Options ✓ History ✓ Vehicle's state ✓ **8** Synthesis

8. Valuation of your vehicle

[+ New price request](#) [Print the description sheet](#)

SYNTHESIS HISTORY


Your trade-in estimate **10 017,44 €** Incl. VAT

Recommended trade-in price between 8 900,00 € Incl. VAT and 10 200,00 € Incl. VAT

[See the details](#)

GV Last comment by Gilles VENDEUR
Correct vehicle.
[View history](#)

FORD
TRANSIT CONNECT CABINE
APPROFONDIE



Trade-ins intended for merchants equally benefit from this innovation:

Estimate a vehicle

Make/Model Finish Engine and transmission Design Options History Vehicle's state **8** Synthesis

8. Valuation of your vehicle

[New price request](#) [Print the description sheet](#)

SYNTHESIS HISTORY


Your trade-in estimate

13 400,00 €

Validator's comment
Recommendation: Automotive professional destination.
between 12 000,00 € Incl. VAT and 13 400,00 € Incl. VAT
[See the details](#)

GV Last comment by Gilles VENDEUR
Destination?
[View history](#)

ABARTH
124 SPIDER
1.4 TURBO 170 CH BVM6
TURISMO



During quotation requests, the salesperson will get to know the comments left by the manager and the bidder after the trade-in has been validated:

Estimate a vehicle

[Print the description sheet](#)

SYNTHESIS HISTORY

Your trade-in estimate


£1.00

Validator's comment
Sold to the merchant Quality VO
Comment sarl quality VI
Ok if you can provide the bills

[See the de](#)

ALFA ROMEO
MITO
1.4 MPI MULTIAIR START & STOP 105
LATINA

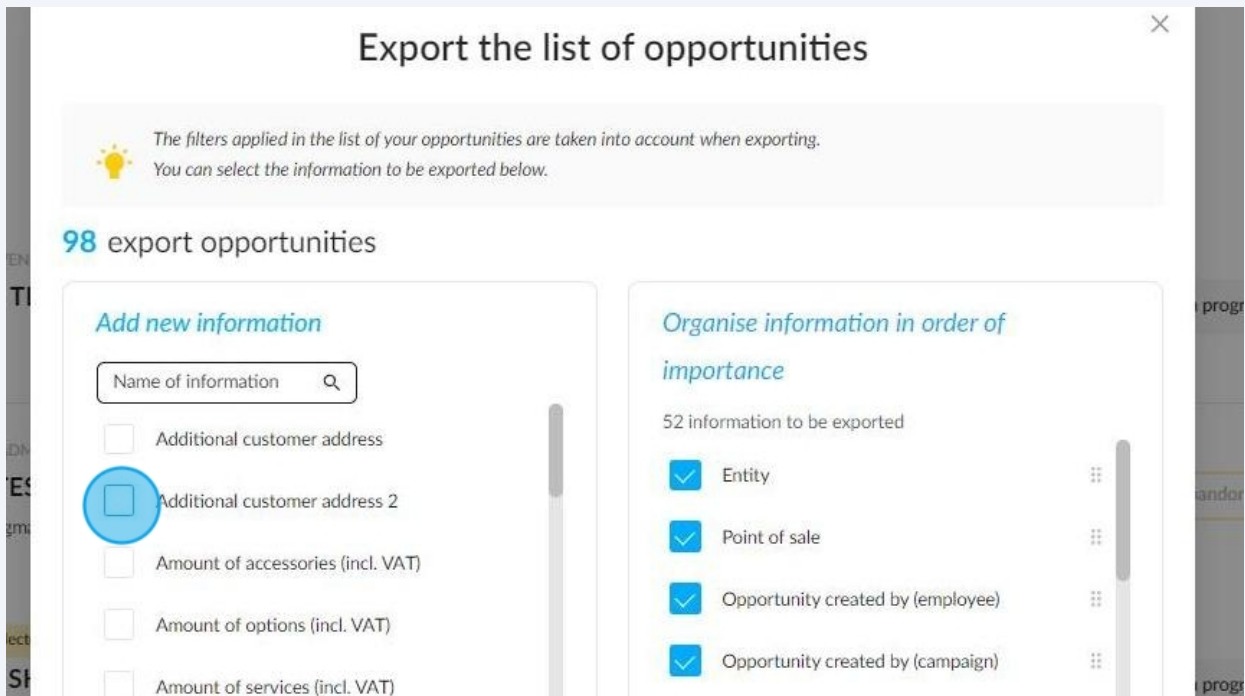
ESSENCE Professional



2 Enrichment of exportable data from the opportunities module:

You can select many new columns when setting up a data exportation of opportunities.

Some of them have been integrated to avoid having to cross-reference them with those from the "Vehicles" module exportation.



Export the list of opportunities

The filters applied in the list of your opportunities are taken into account when exporting.
You can select the information to be exported below.

98 export opportunities

Add new information

Name of information

- Additional customer address
- Additional customer address 2
- Amount of accessories (incl. VAT)
- Amount of options (incl. VAT)
- Amount of services (incl. VAT)

Organise information in order of importance

52 information to be exported

- Entity
- Point of sale
- Opportunity created by (employee)
- Opportunity created by (campaign)



It is necessary to have the right to view prices and to export customer data to view the columns which contain information on market value of vehicles and clients' contact information.

Detail of new implemented columns:

- Customer type (*Individual or Company or Automotive professional*),
- Company registration number,
- Name of Legal representative,
- First name of legal representative,
- Email address of Legal representative,
- Address,
- Address 2,
- Additional customer address,
- Additional customer address 2,
- Customer postcode,
- Customer city,
- Customer region,
- Customer country,
- Total registration fees (*includes: Regional tax + Transport vehicle, surcharge+CO2 bonus/penalty+Weight penalty+Fixed tax+Delivery charge*),
- Amount of ecological Penalty/Bonus,
- Catalogue price (Incl. VAT),
- Contract reference,
- Method of financing (*Cash, Credit, Renting*),
- Recoverable VAT - Vehicle purchased,
- Recoverable VAT - Trade-in vehicle,
- Market value - Vehicle purchased,
- Market value - Trade-in vehicle,
- Market value date - Vehicle purchased,
- Market value date -Trade-in vehicle,
- Physical presence site (*of the sold vehicle*),
- Priceback origin (*Yes or No*),
- Warranty (*end date*),
- Warranty(*Duration- month*),
- Warranty (*wording*).

3 Updating commercial documents for S&Y Germany:

For reasons of compliance with German legislation, the sentence: *'Ansprüche auf Nacherfüllung, Minderung oder Rücktritt vom Kaufvertrag verjähren in einem Jahr nach Ablieferung der Kaufsache'* have been removed from commercial documents intended for companies (including automotive professionals).

This applies to the following documents:

- Spoticar order form
- Spoticar Netto-Export order form
- DS Certified order form
- DS Certified Netto-Export order form
- Spoticar order confirmation
- Spoticar Netto-Export order confirmation
- DS Certified order confirmation
- DS Certified Netto-Export order confirmation
- Offer with reservation Spoticar
- Offer with reservation Spoticar Netto export
- Offer with DS reservation
- Offer with reservation DS netto export

Stellantis &You Saarbrücken - Peugeot

Armand-Peugeot-Straße 2
66119 Saarbrücken
Tel.: +49 681 7615200 , Fax: +49 681 7615219



Laura HOFFMANN
laura.hoffmann@stellantis.com
Tel.: +49 681 7615216

verkauft untenstehendem Käufer nach Maßgabe und Kenntnisnahme der ausgehändigten Allgemeinen Geschäftsbedingungen das nachfolgend näher beschriebene Fahrzeug
Die Anlage "Zusatzvereinbarung gemäß § 476 BGB" ist Vertragsbestandteil.

<p>Herr Patrick VITZ Schaberger Straße, 33 42659 Solingen patrick.vitz@t-online.de</p> <p>DMS:</p> <p>Geb.-Datum:</p> <p>Tel. pr.: Tel. gesch.: +49 160 90996690 Fax:</p> <p>USt-ID (bei gewerbl. Kunden):</p>	<p>Verbindliche Bestellung eines gebrauchten Kraftfahrzeuges</p>
--	---

Hersteller	Alfa Romeo	Fahrgestell-Nr.	ZARNASSA5N3002746
Typ	Tonale Edizione Speciale 1.5 Automatik...	Hubraum	1.469 ccm
Farbe	Verde montreal	kW / (PS)	96 kW / 131 PS
Km lt. Tacho	15.409 km	Erstzulassung	05.12.2022
HU/AU:	12.2025	Lieferdatum	25.09.2024
Nr. Zul.-Besch. Teil II	K-KQ 5660	- verbindlich ?	ja <input type="checkbox"/> nein <input type="checkbox"/>
Halter lt. Vorbesitzer	1	Anhängerkupplung ?	ja <input type="checkbox"/> nein <input checked="" type="checkbox"/>
Vorschäden lt. Vorbesitzer		Taxi/Miet-/Fahrschulwagen	ja <input type="checkbox"/> nein <input checked="" type="checkbox"/>
	K-KQ 5660	Fahrzeug ist unfallfrei ?	ja <input checked="" type="checkbox"/> nein <input type="checkbox"/>
		Fahrzeug ist fahrbereit ?	ja <input checked="" type="checkbox"/> nein <input type="checkbox"/>

Barzahlung bei Bereitstellung sofern nachstehend nichts anderes vereinbart

<p>Zahlungsweise und sonstige Vereinbarungen mit Vorrang vor den ausgehändigten Geschäftsbedingungen:</p> <p>Ansprüche auf Nacherfüllung, Minderung oder Rücktritt vom Kaufvertrag verjähren in einem Jahr nach Ablieferung der Kaufsache.</p> <p>Bezahlung per Überweisung vor Auslieferung / Selbstzulassung Technischer 100 Punkte Check / HU+AU neu 12 Monate Spoticar Premium gem. CarGarantie Bedingungen</p>	<table border="1"> <thead> <tr> <th style="text-align: left;">Vereinbarte Zusatzleistung</th> <th style="text-align: right;">Preis €</th> </tr> </thead> <tbody> <tr> <td style="height: 40px;"> </td> <td> </td> </tr> </tbody> </table>	Vereinbarte Zusatzleistung	Preis €		
Vereinbarte Zusatzleistung	Preis €				

Customers

1 Transposition of future actions to customer files:

A new section entitled '**Future actions**' has been incorporated into the customer files to make it easier to see what sales actions are planned via opportunities.

Before this update, these actions were not visible in the customer module. Users had to search for them in opportunities.

Example of old presentation:

The screenshot shows a customer profile page with the following elements:

- Navigation Bar:** Buttons for 'New offer', 'Follow up with the customer', 'Make an appointment', 'Add a comment', and a menu icon.
- Tabs:** 'SYNTHESIS', 'VEHICLES', and 'HISTORY'.
- Identity Section:**
 - Name: Mr Ken SHELBY
 - Email: test@nomail.fr
 - Phone: 71000
 - Status: Suspect
 - Last update: Oct 18, 2024
- Followed by Section:**
 - Header: Followed by
 - Status: No follow-up by available
 - Info: Customer #4861, created on 18/10/2024 by the campaign test
 - Link: [Information on customer consent](#)
- Ongoing opportunities:** Section with a search bar for 'Offer number' and a link to 'See all opportunities'.
- Opportunity Card:**
 - Seller: No selected seller.
 - Customer: Ken SHELBY (test@nomail.fr)
 - Title: Web request : test
 - Rating: 3 stars
 - Stats: 1 offer, 0 orders, 0 comments
 - Location: Point de vente 1 (Vincent S.)
 - Status: In progress
 - Action: Open button

Example of new presentation: view on actions that have been scheduled with this customer.

SYNTHESIS VEHICLES⁹ HISTORY

Identity

Mrs Angela BOWER
Nomail@gmail.com
14 Chemin de Launay Violette, 44300 Nantes, Pays de la Loire, France
Suspect Oct 15, 2024

Followed by
Administrateur ADMINISTRATEUR
[See all follow-ups by](#)
Customer #4853, created on 15/10/2024 by the campaign test
[Information on customer consent](#)

Future actions

Appointment	Actions to be taken by: Gilles VENDEUR	Action modified by: Administrateur AD...	🕒 17 oct. 2024 from 12:00 to 12:45
Customer reminder	Actions to be taken by: Administrateur ADMINISTRATEUR		🕒 17 oct. 2024
Test appointment	Actions to be taken by: Gilles VENDEUR For vehicle CITROEN DS3 - AG250AG	Action modified by: Administrateur AD...	🕒 18 oct. 2024 from 12:00 to 12:45 Print Contrat de prêt

Ongoing opportunities [See all opportunities](#) 🔍

Settings

1 Reorganising the page for publications configuration:

With the goal to optimise the reading of the publications parameters, the presentation of the various settings available has been revised to simplify access and view of the main adjustments.

Layout of the page before this update:

- advertiser contracts were the first setting displayed.

SETTINGS > VEHICLES

Vehicles

SYNTHESIS LIFELINE **PUBLICATIONS** OTHERS ▾

Select the vehicle type

[Set up advertiser contracts](#) [Add a contract](#)

Set the advertisers for which vehicles will be published automatically.

Test

Test - Guillaume C.	Added for Individual	
<input type="checkbox"/> Automatic publication	Assigned to all the group	All affected points of sale

Diffusion CMS Démo

Diffusion CMS Démo - Clara R.	Added for Individual, Professional	
<input type="checkbox"/> Automatic publication	1 affected entity	All affected points of sale

It was followed by the settings of visuals and comments that complete the texts of advertisings.

bee2link Test - SV

Automatic publication

Added for Individual

Assigned to all the group

All affected points of sale

[Setting the visuals to be published](#) [Modifv](#)

Automatically published vehicles must have a minimum number of uploaded visuals equal to 6.

The mandatory templates for publication are :

- Rim
- Front side
- Rear side
- 3/4 right front
- 3/4 right rear
- 3/4 left rear

Downloaded visuals

Only the visuals available in the "Visuals" tab in the vehicle master record.

Database visuals if no downloads

Only the visuals available in the "Visuals" tab within the vehicle record except if no visuals has been downloaded. In this case, it will be the visuals of the database that will be published.

[Comment on the classified ad](#) [Edit the comment](#)

The setting regarding the contacts displayed on publications was at the bottom of the page.

Downloaded visuals

Only the visuals available in the "Visuals" tab in the vehicle master record.

Database visuals if no downloads


Only the visuals available in the "Visuals" tab within the vehicle record except if no visuals has been downloaded. In this case, it will be the visuals of the database that will be published.

[Comment on the classified ad](#) [Edit the comment](#)

Occasions garanties

[Set the contact displayed on the publications](#) [Add a contact](#)

Name of the point of sale, last na...

 The vehicle will be published with the details of the point of sale where it is located or the one to which it belongs if the former is not provided. It is also possible to assign a personalised contact for each of your points of sale. This contact will then be used for each ad published on these points of sale.

Point de vente 2 (Florent H.)

Ivan LANZI
lanzi.ivan@hotmail.fr

+33 6 87 52 31 47

New presentation :

The selection of the publication settings by vehicle type remains at the top of the page.

The display of publications settings has been revised in the following order:

1. Setting of the visuals to be published.
2. Setting of the comments written on advertisings.
3. Setting of the contact displayed on publications.

Vehicles

SYNTHESIS LIFELINE **PUBLICATIONS** OTHERS ▾

💡 Select the type of vehicle for which you want to set up publications.

Select the vehicle type UC ▾

1 [Setting the visuals to be published](#) [Modify](#)

Vehicles will be automatically published even if they do not contain an image.

There is **no mandatory template** for publication.

Downloaded visuals

Only the visuals available in the "Visuals" tab in the vehicle master record.

Database visuals if no downloads

Only the visuals available in the "Visuals" tab within the vehicle record except if **no visuals** has been downloaded. In this case, it will be the **visuals of the database** that will be published.

2 [Comment on the classified ad](#) [Edit the comment](#)

No comment defined

3 [Set the contact displayed on the publications](#) [Add a contact](#)

Name of the point of sale, last na... 🔍

4. Advertisers' contracts setting has been moved at the bottom of the page with a new display:

the type of vehicle, the publication mode and the number of entities and points of sale assigned to an advertiser are now more visible and clearer in new columns.

Buttons allowing users to **modify** or **delete** the configuration of a contract have also been implemented.

Set the contact displayed on the publications [Add a contract](#)

The vehicle will be published with the details of the point of sale where it is located or the one to which it belongs if the former is not provided. It is also possible to assign a personalised contract for each of your points of sale. This contract will then be used for each ad published on these points of sale.

No Data

4 Set up advertiser contracts [Add a contract](#)

Set the advertisers for which vehicles will be published automatically.

	Type of vehicle	Publication mode	Entities and point of sales	
Annonceur Blaise				
Annonceur Blaise	All	Automatic	1 entity assigned	Modify
Bee2link API				
Bee2link API - Test Blaise	All	Automatic	2 entities and 2 points of sale affected	Modify
PP - Bee2link - API	All	Automatic	3 entities assigned	Modify
Etiqcar				
PP - Etiqcar - PDV1	UV - professional	Automatic	Assigned to all the group	Modify

2

Optimising the layout and the functioning of the users groups and permissions management menu:

Prerequisite: *it is necessary to have the permission to manage accounts to be able to export users' list.*

With a view to improving the readability and the use of the menu that enables you to manage users groups and permissions, the layout of the displayed information has been changed.

Old layout:

Before this update, the list of users was at the top of the page above the details of groups. Few accounts with very few information could be selected from this page.

The screenshot displays the 'Users, groups and permissions managements' interface. At the top, there are two buttons: 'New user' (blue) and 'New group' (yellow). Below these are two tabs: 'SYNTHESIS' and 'SECURITY'. A search bar is located on the right, with the placeholder text 'Surname, first name, or email'. The main content area shows a list of users with the following details:

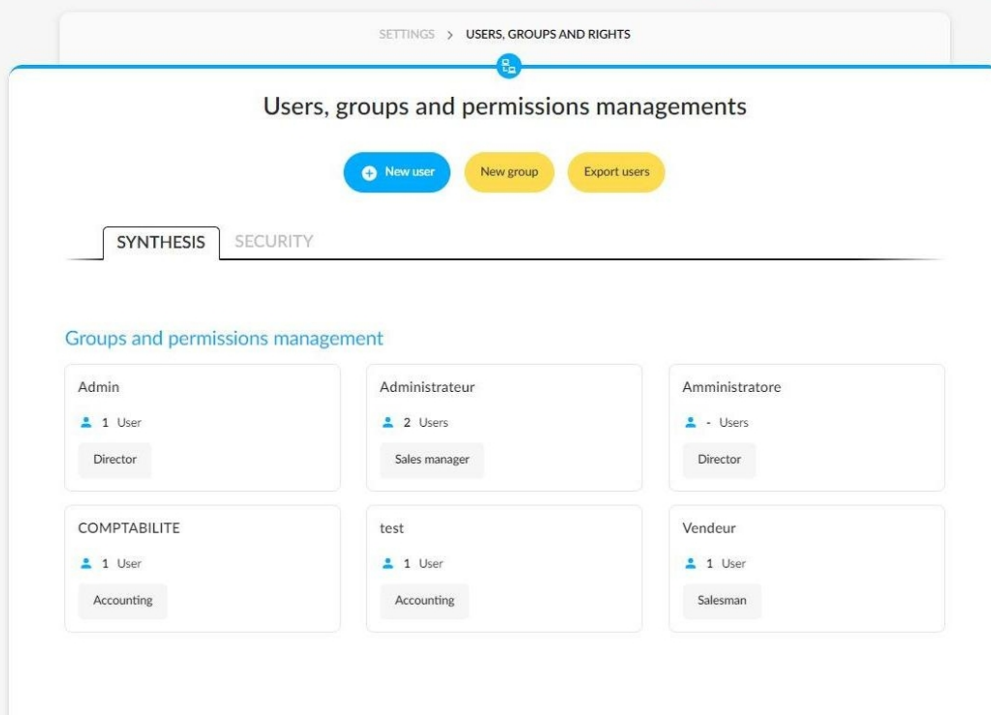
User Name	Role	Group
Directeur 1	Administrator	Group Test
Administrateur ADMINISTRATEUR	Administrator and account management	Group Administrateur
Romain BONNOT		Group Expert vo

Below the user list is a pagination control showing page 1 of 4. At the bottom, there is a section titled 'Groups and permissions management' with three summary cards:

- Administrateur:** 2 Users, Director
- Call center:** 1 User, Marketing
- Chef de ventes:** 1 User, Sales manager

New layout:

From now on, user groups are displayed on top of the page:



La liste des comptes d'utilisateurs et les filtres qui permettent de les rechercher sont présents dans la seconde moitié de la page par 10.

The list of user accounts and the filters which make possible to search for them are located in the second half of the page by ten.

Some data will also be available in the list of user accounts to make searches simpler:

- The user account identification number.
- The list of entities to which the account is linked.

The screenshot displays a user management interface. At the top, there is a search bar labeled "Users" with the placeholder text "Surname, first name, or email". Below the search bar, there are filter options: "Display" set to "All users" and "Sorted alphabetically". A link "Add a filter" is also present. Below these filters, it states "No filter applied" and "Reset filters 156 Users".

The main content area shows a list of users. The first user is "Administrateur ADMINISTRATEUR" with the ID "000aa045". This user is associated with the group "Administrateur" and has a role of "Administrator and account management". A blue arrow points to this user entry.

The second user is "Administrateur ADMINISTRATEL" with the ID "002cs025" and email "no-reply@bee2link.fr". This user is also an "Administrator". A dropdown menu is open for this user, showing a list of entities: "bee2link PP Thomas A.", "bee2link PP Vincent S.", "bee2link PP Benjamin A.", "bee2link PP Audrey V.", and "bee2link PP Joël A.". A blue circle highlights the "88 Entities" label next to the dropdown.

Other users in the list include "137 Where to buy" and "1 Point of sale".

- And also the point or the points of sale where he is assigned.

Users Surname, first name, or email

Display Sorted alphabetically [Add a filter](#)

No filter applied [Reset filters](#) 156 Users

Administrateur ADMINISTRATEUR Group
Administrateur

000aa045

Administrator and account management

88 Entities

Administrateur ADMINISTRATEUR Group
Administrateur

002cs025
no-reply@bee2link.fr

Administrator

2 Entities

Where to buy

- Point de vente 1 (Audrey V.)
- Point de vente 1 (Jérémy S.)
- Point de vente 1 (Baptiste N.)
- Point de vente 1 (Marie V.)
- Point de vente 2 (Marie V.)

What's more, the managers in charge of account administration will now be able to export the list of users in XLS format.

SETTINGS > USERS, GROUPS AND RIGHTS

Users, groups and permissions managements

New user New group Export users

SYNTHESIS SECURITY

Groups and permissions management

<p>Admin</p> <p>1 User</p> <p>Director</p>	<p>Administrateur</p> <p>2 Users</p> <p>Sales manager</p>	<p>Amministratore</p> <p>- Users</p> <p>Director</p>
<p>COMPTABILITE</p> <p>1 User</p> <p>Accounting</p>	<p>test</p> <p>1 User</p> <p>Accounting</p>	<p>Vendeur</p> <p>1 User</p> <p>Salesman</p>

3 Setting up a comments library:

Presently, you can configure a list of comments which can be selected when editing offers and orders.

To make it happen, we have modified the way comments added by default in the opportunities settings work.

Settings / Opportunities / Set default comments for documents

The screenshot displays the 'Set default comments for documents' configuration interface. At the top, there is a list of car brands, each with a 'Modify' link:

VOLKSWAGEN	Modify
VOLKSWAGEN UTILITAIRES	Modify
VOLVO	Modify
YAMAHA	Modify
YAMASAKI	Modify

Below the list is a search bar with the text 'Set default comments for documents' and a button labeled 'Add a comment'. To the right of the search bar is a search input field with the placeholder text 'Comment wording, comment' and a search icon.

A light blue banner with a lightbulb icon contains the text: 'Default comments can be added when the offer is validated and the order placed. They will then be displayed on offers and order forms.'

The main configuration area is divided into two sections:

- VO-Particulier OFFRE/COMMANDE**: 'added for clients of type Individual'. It features a button labeled 'UC' and a button labeled 'Offer, Ordering'.
- VO-Particulier OFFRE/COMMANDE FINANCEE**: 'added for clients of type Individual', 'Company', and 'Automotive professionals'. It features a button labeled 'UC, DC, NC' and a button labeled 'Offer, Ordering'.

The concept consists of creating a multitude of comments covering your needs.

When clicking on the "Add a comment" button, a window will enable you to write a predefined comment. you will have to name it.

Aftwards, choose the type(s) of vehicles for which it will be applied, and also the destination(s) concerned.

You will also have the possibility to keep this comment for offers when validating them or for orders when finalising them, or even both.

The screenshot shows a dialog box titled "Add a predefined comment" with a close button (X) in the top right corner. The dialog contains the following fields and options:

- Comment wording ***: A text input field containing "UV Private Offer/order financed".
- Comment ***: A text area containing "Subject to acceptance of financing agreement".
- Vehicle type ***: A dropdown menu showing "UC" with a blue circle highlighting the selection.
- You wish to add this comment for customers ***: Three checkboxes, all checked: "Individual", "Company", and "Automotive professionals".
- You wish to add this comment for ***: Two checkboxes, both checked: "Offer" and "Ordering".
- At the bottom, there are two buttons: "Save" (blue) and "Cancel" (yellow).

In the background, a sidebar lists car brands: TRIUMPH, VOLKSWAGEN, VOLKSWAGEN, VOLKSWAGEN UTILITAIRES, VOLVO, YAMAHA, and YAMASAKI. Below the list is a section titled "Set default comments" with a lightbulb icon and the text "Default comments can be". At the bottom of the sidebar, it says "VO-Particulier OFFRE" and "UC Offer, Ordering".



I no comment has been created in the settings, only the free input will be available when validating offers and orders.

You can create as many comments as you want.

The screenshot shows a modal dialog titled "Modify a predefined comment" with a close button (X) in the top right corner. The dialog contains the following fields and options:

- Comment wording ***: A text input field containing "UV Private Offer/order financed".
- Comment ***: A larger text area containing "Subject to acceptance of financing agreement".
- Vehicle type ***: A dropdown menu showing "UC" with a close icon (X).
- You wish to add this comment for customers ***: Three checked checkboxes for "Individual", "Company", and "Automotive professionals".
- You wish to add this comment for ***: Two checked checkboxes for "Offer" and "Ordering".
- At the bottom, there are three buttons: "Save" (blue), "Cancel" (yellow), and "Delete" (yellow).

When preparing an offer or an order, depending on the type of vehicle and the category of customer linked to the opportunity, a drop-down menu which includes the relevant comments will be displayed.

The screenshot shows a modal dialog titled "Comment" with a close button (X) in the top right corner. The dialog contains the following elements:

- Contact customer again on ***: A date input field showing "23/10/2024" with a calendar icon.
- Comment**: A section header.
- Predefined comments**: A dropdown menu with the placeholder text "Select one or more comments".
- A list of predefined comments: "Offer private UV", "UV Private Offer/order not financed", "VO-Particulier OFFRE/COMMANDE", and "VO-Particulier OFFRE/COMMANDE FINANCEE". A blue circle highlights the "Offer private UV" option, and a tooltip shows the text "Offer private UV".
- At the bottom, there are two buttons: "Validate" (blue) and "Cancel" (yellow).

If necessary, you can select several. Manual changes can also be made to comments on offers and orders.

Customer follow-up

Contact customer again on *

Comment

Predefined comments

Offer private UV × UV Private Offer/order not financed ×

Comment

The offer seems ok.
 Subject to drawing up a financing agreement

[Validate](#) [Cancel](#)

Example of a document with a predefined comment on an order:

> Service contract	
Label	Price Including VAT €
Repair Inclusive 3 ans, Garantie Constructeur étendue: 2 ans + 1 an - 200.000 km	660.00 €
	TOTAL 660.00 €
> Customer benefits	
Label	Price Including VAT €
OP VN - 1200	1.500.00 €
	TOTAL 1.500.00 €

COMMENTS

The financing seems ok.

Done in 2 copies
 1st copy : customer
 2nd copy : distributor

4 New feature: right to manage DVs prices:

In order to restrict the right to manage the price of demonstration vehicles to the appropriate users, a new right can be activated by user group.

Settings / Users, groups and permissions management / group XXX

The screenshot displays the configuration page for 'Group Administrateur 2'. At the top, there are four action buttons: 'Modify' (blue), 'Add a user' (yellow), 'Delete' (yellow), and 'Duplicate' (yellow). Below these is a 'SYNTHESIS' tab. The main content area shows a summary for 'Administrateur 2' with '1 User' and the role 'Director'. Under the heading 'Manage group permissions', there are three modules: 'Opportunities', 'Customers', and 'Vehicles'. Each module has a description and an 'Active' button. A blue circle highlights the 'Active' button for the 'Vehicles' module.

Group Administrateur 2

Modify Add a user Delete Duplicate

SYNTHESIS

Administrateur 2

1 User

Director

Manage group permissions

Opportunities

The opportunities module groups together all the actions that lead to the sale of a vehicle. This service now includes insta'price, scan'price, Lead'spot and Carsell, thus facilitating the global management of an opportunity.

Active

Customers

Create, modify, delete, reassign a customer master record. So many rights to discover in this module, also called Data'bank.

Active

Vehicles

Manage visibility on the management, logistics and publication of your NV, UV and DV stock. This is the revised and optimised Carshop module.

Active

Presentation: activating the right to manage prices.

The screenshot displays a user management interface. On the left, a sidebar shows the user 'Administrateur 2' with '1 User' and the role 'Director'. Below this is a section titled 'Manage group permissions' with a sub-section 'Opportunities'. The 'Opportunities' section contains a description: 'The opportunities module allows you to manage actions that lead to the sale of a vehicle. This service now includes Lead'spot and Carsell, the management of an opportunity.' An 'Active' button is visible at the bottom of this section. The main content area features a notification at the top: 'By activating the VIN search, you will make it easier to create and requalify DV and UV vehicles. Please note that you will be billed for each use of this service.' Below the notification are two checked checkboxes: 'Enable VIN search for vehicles' and 'Activate automatic search by VIN after a search by registration number'. The 'Manage prices' option is highlighted with a blue circle. Its description states: 'Users will be able to access the details of the vehicle price and will have the right to modify it, as well as access to the published advertisements. The automatic calculation will still be available to users who do not have this right.' Other options include 'View prices' (description: 'Users will be able to view details of vehicle prices and access published advertisements.'), 'View market value', and 'Managing stock depreciation'. The right sidebar shows a search bar with the text 'e, surname' and a magnifying glass icon. The top right of the sidebar contains the text 'management, logistics NV, UV and DV stock, optimised Carshop'.