

bee2link

How to reset a password ?



Summary

1. Send a request « Forgotten password »
2. Receive the reset link
3. Change your password

👉 Click on the following link to discover our presentation video : [Comment modifier son mot de passe ?](#)



1. Send a request « Forgotten password »

On the login page, click on the "Forgot your password" button

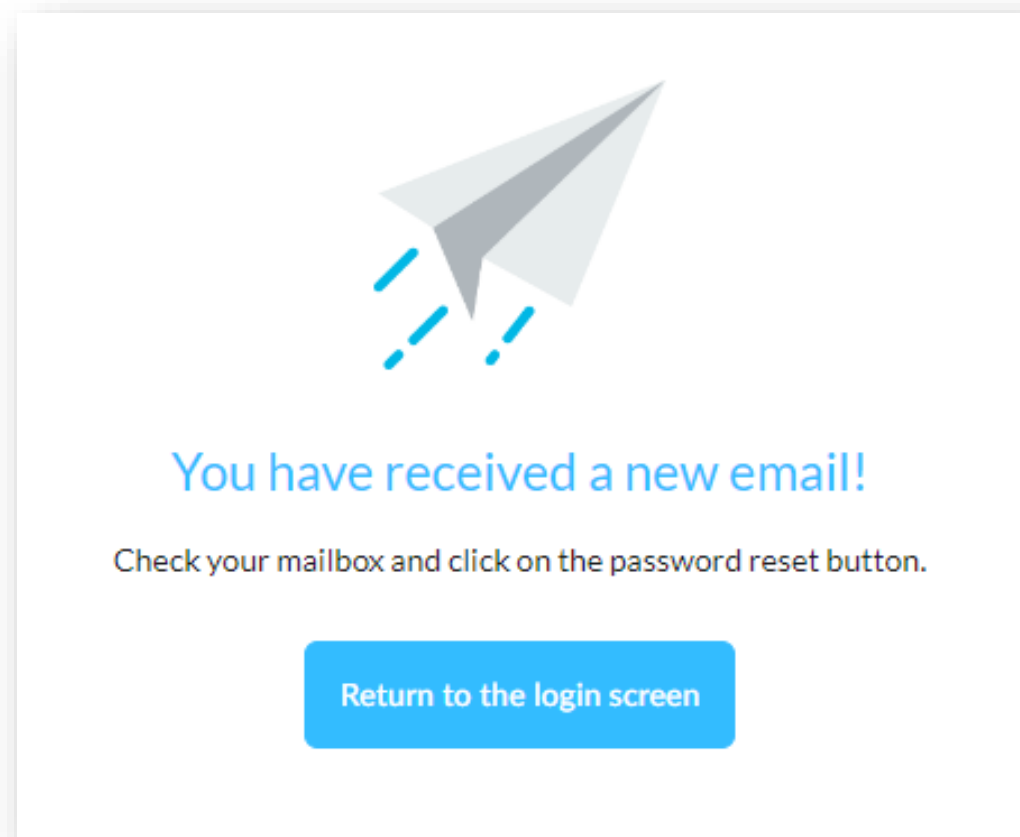
The screenshot shows a login interface with the following elements:

- Connection**: The main title of the page.
- Login**: A text label above a rectangular input field. A small person icon is visible on the right side of the field.
- Password**: A text label above a rectangular input field. An eye icon is visible on the right side of the field.
- Sign in**: A blue button with a right-pointing arrow icon and the text "Sign in".
- Forgot your password ?**: A blue, underlined link located below the "Sign in" button. A red arrow points to this link from the right.

- Enter your "Username" in the dedicated field
- Then click on the button "Resetting the password"

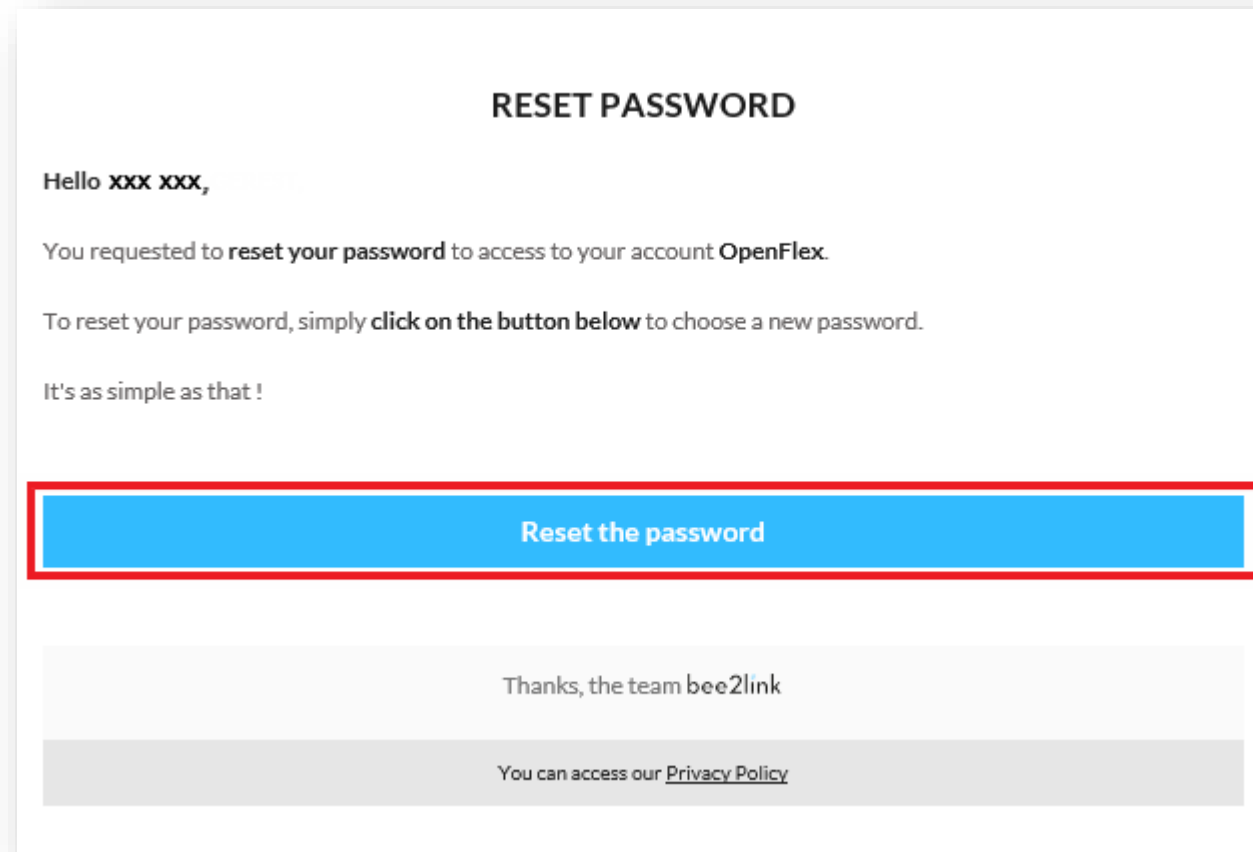
The screenshot shows a web form titled "Forgotten your password?". Below the title is a message: "Don't worry, you can reset it. Just enter your username below and a reset email will be sent to you." There is a text input field labeled "Login" containing "xxxxxxxx" with a cursor at the end. A red arrow points to this field. To the right of the field is a user icon. Below the field are two buttons: a blue button labeled "Resetting the password" and a white button with a blue border labeled "Return to the login screen". A red arrow points to the "Resetting the password" button.

☰ The following message will be displayed to notify you that the reset email has been sent:



2. Receive the reset link

- 📧 You will then receive the following email: "OPENFLEX - Forgotten password"
- 📧 Reset your password by clicking the button below:



3. Change your password

Enter your new password in the field provided before confirming it

Then, click on "Reset your password"

Upon receiving the alert that the change has been taken into account, you can log in and connect to the OpenFlex platform.

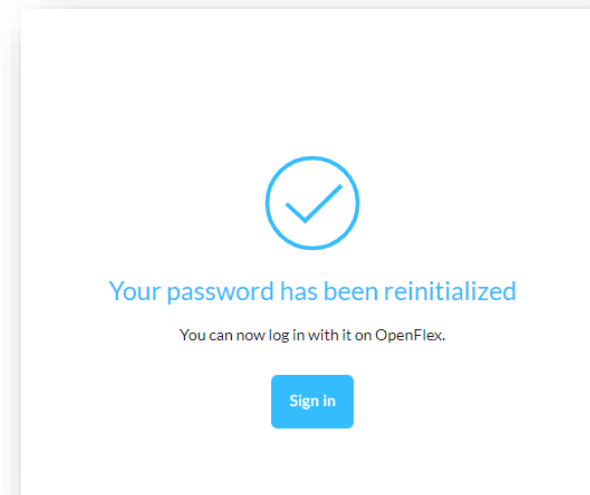
Reset your password

Password * Confirm password *

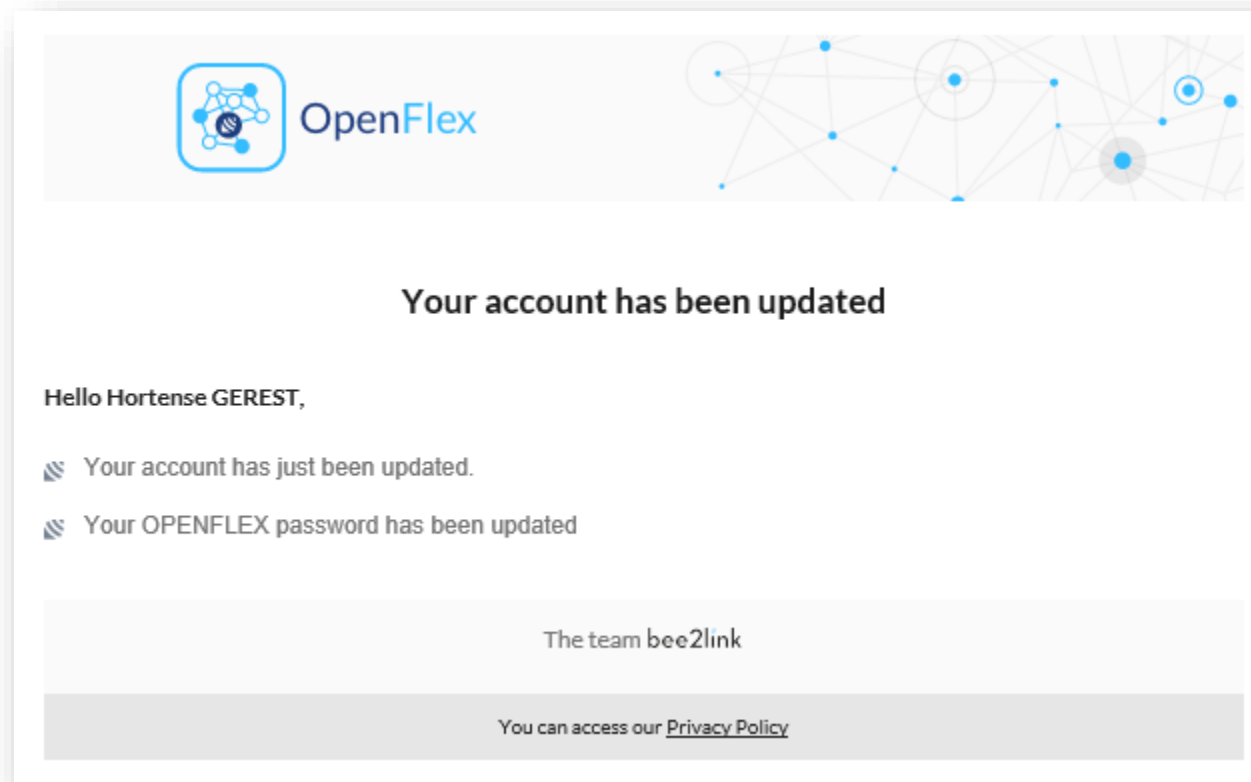
#OpenFlex1 #OpenFlex1

Uppercase Lowercase Number ?\$%@# 10 characters

Reset your password



- 📧 Your password change will be confirmed by receiving an email: **"Your OPENFLEX account has been updated"**



bee2link

+33 (0)9 71 07 18 80

hotline@bee2link.com

www.bee2link.fr

How to reset a password ?